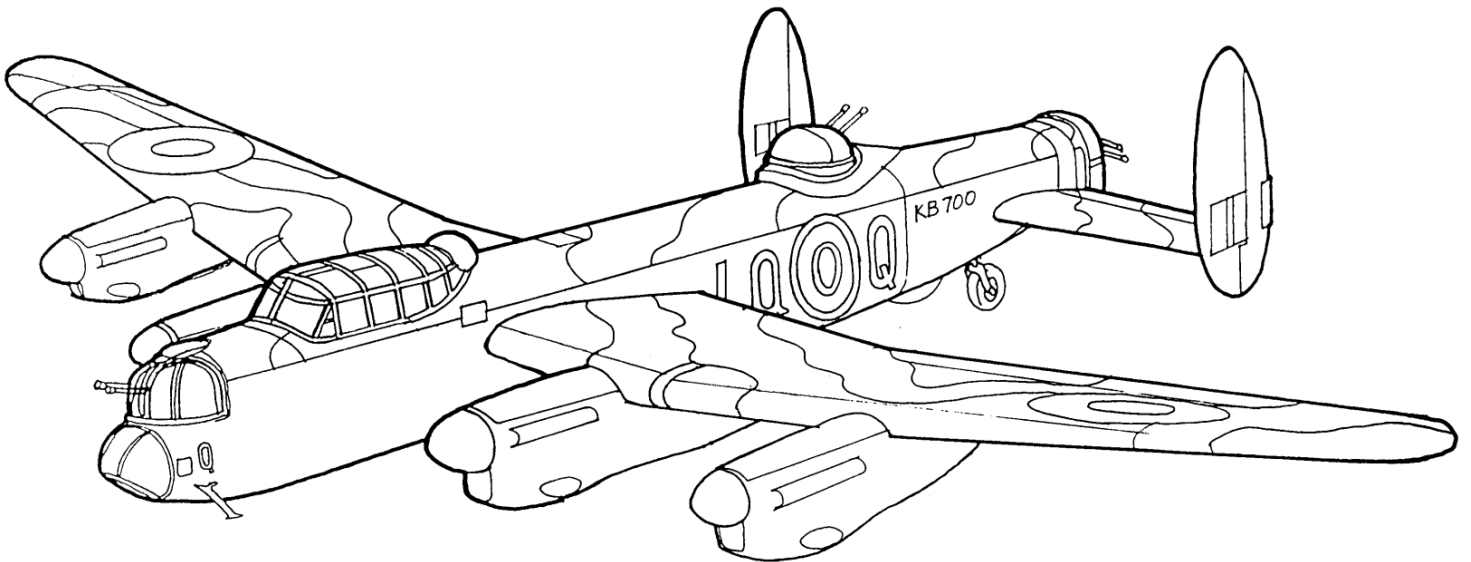


**Bomber Command Museum
of Canada**

ACTIVITY BOOK



This Book Belongs To _____

Hello!

This book is about the Bomber Command Museum of Canada in Nanton, Alberta. Museums are places where interesting and very special things are kept. Usually these things are old and are in the museum so that they can be carefully looked after. They are also in the museum so that people can see them, sometimes touch them, and learn about what has happened in the past.

In this book you'll find pages to read, pictures to colour, puzzles to do, and other activities. If you haven't been to the Bomber Command Museum, you can use this book to learn about what you will see when you visit. And if you're at the museum now, this book will help you to understand what is in the museum and why it is important.

We hope you enjoy your visit to the museum and this activity book. Come often—there will always be new things to see, do, and learn!



An Evil Man Wanted to Conquer Europe

In 1939 a very bad man named Adolf Hitler became the leader of a country in Europe called Germany. He started the biggest war that there has ever been. It was called World War II.

Many people were afraid of Hitler because he killed people to get his way. Other people were tricked into believing that the bad things he wanted to do were all right.

Hitler built a large army, hundreds of warships, and thousands of war planes. With these, he was able to invade other countries. The countries were not strong enough to fight back, so Hitler and his army went in and took everything they wanted and told the people they had to do what Hitler said.

Britain, Canada, and some other countries had to fight to stop this evil man. Many young men joined the army, the navy, or the air force. Lots of other men and women worked hard in factories to make weapons, ships, and airplanes to use in the War.

It took six years of fighting to defeat Hitler. In these years, 36 000 Canadians died, 24 of whom were from Nanton.



Can you find Germany? Colour it red.

Many Pilots Learned to Fly in Canada

Pilots were needed to fight in the War. Canada was a good place to teach the pilots because it was far away from the fighting. All across Canada people worked hard to build airplanes, runways to practice on, and hangars to keep the planes in.

Alberta was an especially good part of Canada to train pilots because of the sunny weather and flat land. Many people from other countries came to Alberta to live for a while and learn to fly. Towns near Nanton like High River, Vulcan, and Claresholm had big flying schools with large hangars and with many airplanes.

Many different kinds of planes were used in Canada to teach young men how to fly. The planes were painted yellow so that they were easy to see. Every day during the War, these yellow planes could be spotted flying around Nanton and other towns and cities in Alberta. The Bomber Command Museum has some of these planes in its hangar.

Thousands of pilots were trained in Canada and then went to Britain to fight Hitler. Unfortunately, many of these pilots were killed during the War.

Some of the airplanes used to train pilots are pictured on the next page. Read the descriptions below and write the correct name next to each picture.



The ANSON was used to teach pilots how to fly airplanes with more than one engine. It has a long rounded nose.



The TIGER MOTH was used to teach beginners how to fly. It is called a “bi-plane” because it has two sets of wings.



The HARVARD used to teach pilots to fly fast airplanes. It has one engine and a cockpit with many little windows.




The CORNELL was used to teach beginners how to fly. The Cornell in this book has the numbers 10835 painted on its side so that people can tell it apart from other Cornells.

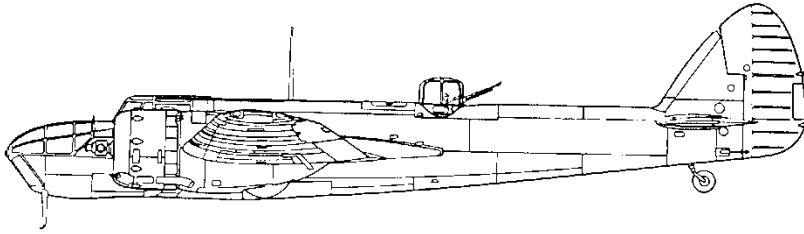


The BOLINGBROKE was used to teach people to shoot at other planes. It has a turret with machine guns.

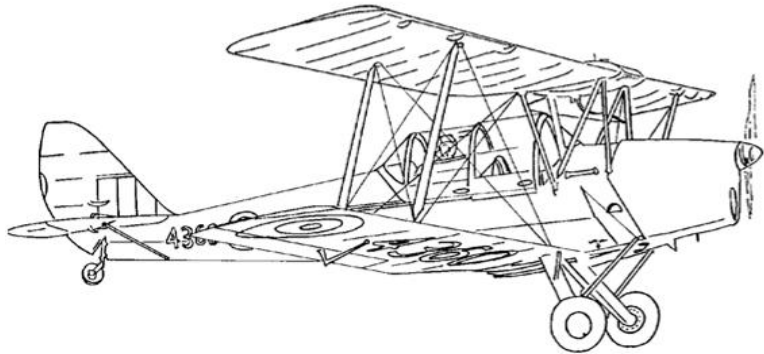
This is a _____



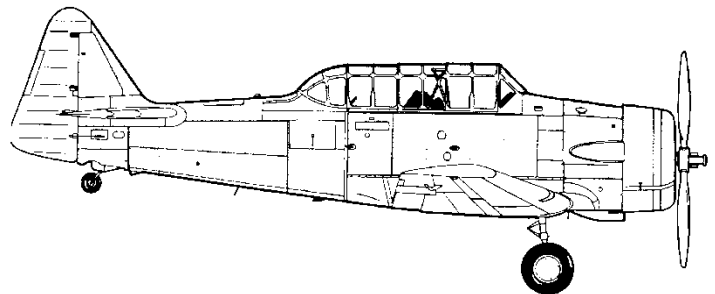
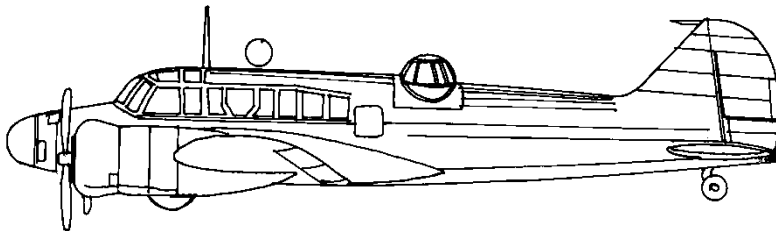
This is a _____



This is a _____



This is a _____



This is a _____

The Bombers Canadians Flew In

Big planes called “bombers” were used during the war to drop bombs. At our museum, we have a Lancaster bomber, but there were many other kinds of bombers too.

Some of the bombers are pictured on the next page. Read the descriptions below and write the correct name next to each picture.



The **STIRLING** was bigger than the Lancaster but could not fly as high. It had four engines and only one rudder at the back.



The **MOSQUITO** was the fastest flying bomber. It had two big engines and one rudder. Also, it did not have a gun turret in the nose.



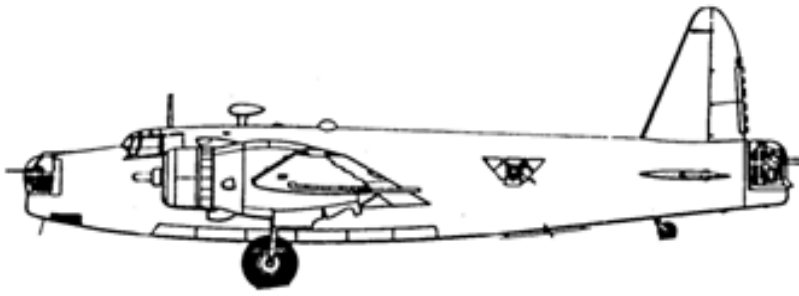
The **HALIFAX** looked a lot like the Lancaster. It had four engines and two rudders at the back. The Halifax in this book also has a radar “bump” on its belly to help find targets.



The **WELLINGTON** had two engines and only one rudder in the back. It also had a gun turret in its nose.

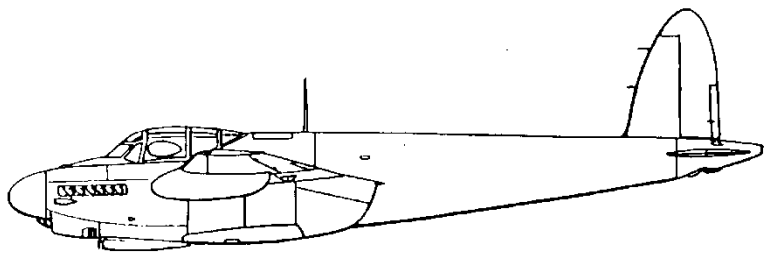
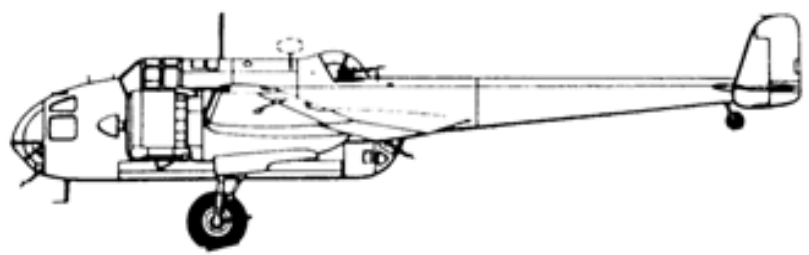


The **HAMPDEN** was used in the early years of the war, before the Lancaster was created. It had a very skinny tail section.



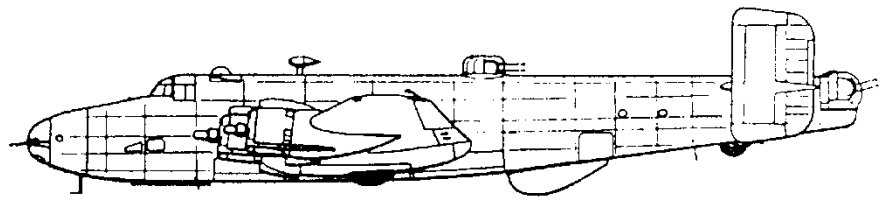
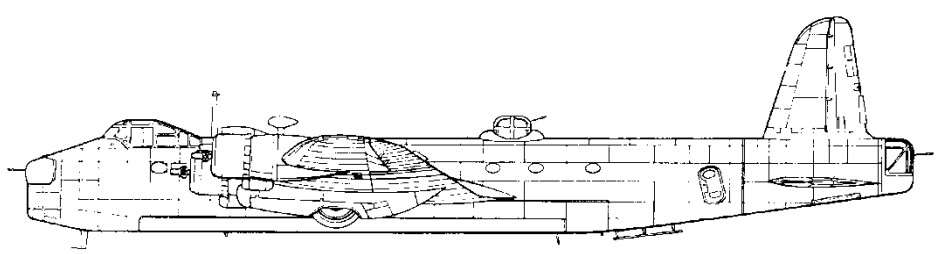
This is a _____

This is a _____



This is a _____

This is a _____



This is a _____

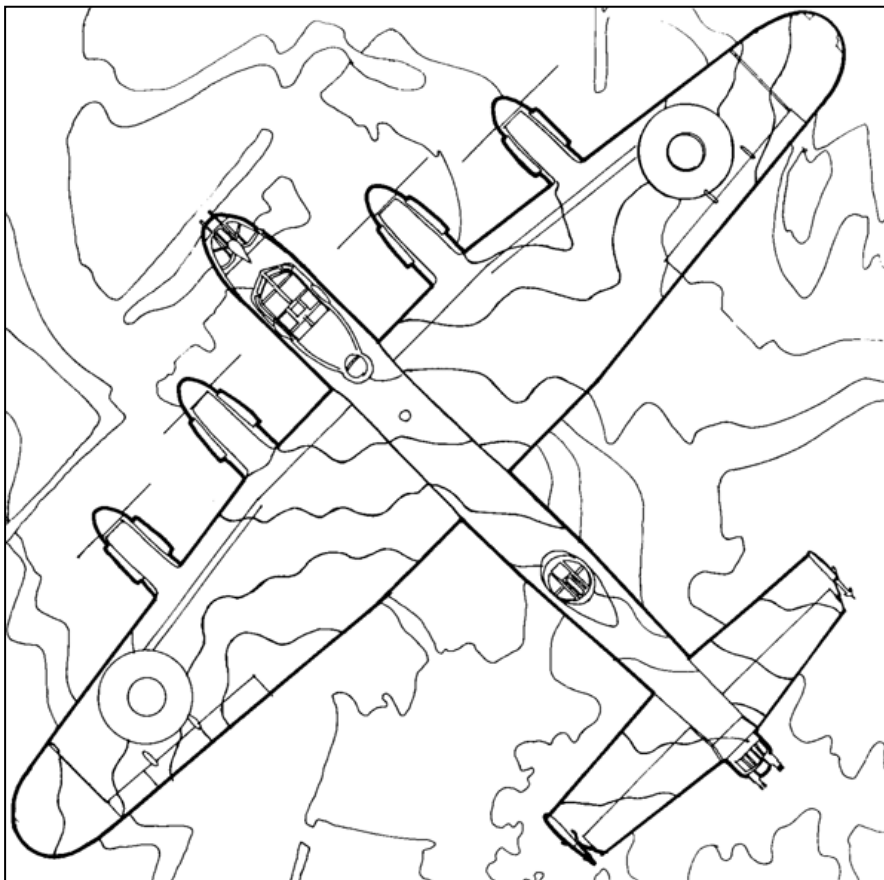
The Lancaster Bomber

The Lancaster was one of the big bombers used during the War. It flew mostly at night, so it was painted black on the bottom and sides so that the enemy could not see it. The top was painted brown and green so that the plane would be difficult to see from above, if they were flying during the day.

There were seven people in a Lancaster crew. The pilot flew the plane, the flight engineer kept the engines running properly, the navigator used maps and a compass to tell the pilot where to fly the plane, the wireless operator used the radios; and the bomb-aimer dropped the bombs. There were also two gunners who sat in tiny rooms called “turrets” with guns that they could move and aim.

Bombs were carried in the bottom of the plane in a section called the “bomb bay”. When the Lancaster was over its target, two long doors opened to let the bombs drop.

Lancasters flew very high and the crew often got very cold. Sometimes they flew for ten hours before they returned home. Hitler’s army used huge spotlights to find the Lancasters in the night sky, and then shot at the planes with guns. There were also enemy fighter planes that tried to shoot the Lancasters down. It was very, very scary to fly in bombers and the men who did were very brave.



Color the top of the bomber brown and dark green. Color the small, inner circle on each wing dark red. Color the ring around the small circles dark blue. Then color the fields below the bomber brown and dark green. See how difficult it is to see the bomber?

Nanton's Lancaster Bomber

Our museum's Lancaster was built in Canada in the province of Ontario. After it was built it was flown to Britain, but the War was almost over and the bomber was not needed.

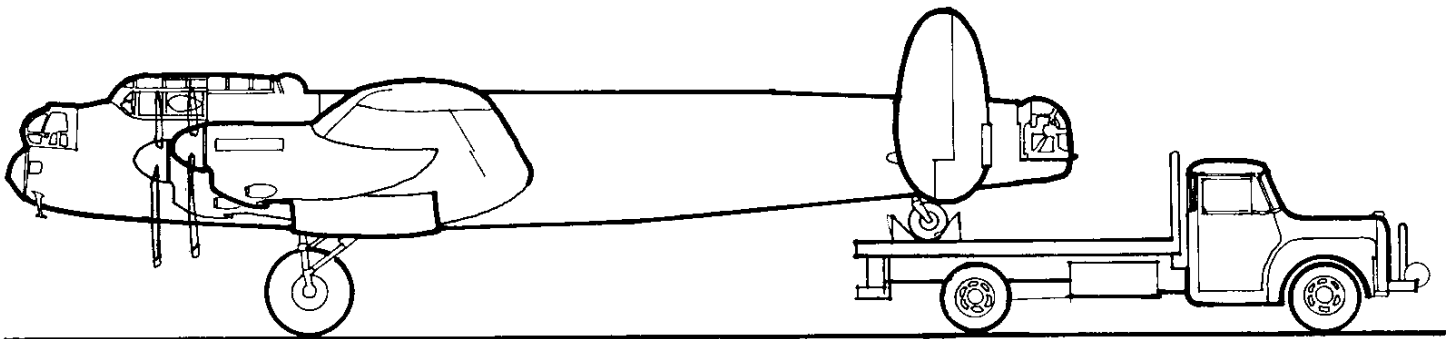
After the War our Lancaster was part of the Royal Canadian Air Force. It was used in Nova Scotia and British Columbia and was always ready to protect Canada from enemies. It was also needed to search for lost people.

In 1960 the air force decided it didn't need the Lancaster anymore and was going to destroy it. Three men from Nanton named George White, Howie Armstrong, and Fred Garrett asked if they could have it instead. They wanted to make sure that people would remember the War and all the brave people who flew Lancasters and other bombers.

The air force let the men have the plane, so the Lancaster was towed to Nanton with a big truck. Later, the men decided to give the Lancaster to the Town so all the people of Nanton could own the plane.

The Lancaster was kept outside for 31 years. It was damaged in a storm, though, and some people thought a museum should be built so the Lancaster would be safe and protected. Other airplanes, pictures, and artifacts could be kept in the museum too.

Now the Lancaster is safe and thousands of people come to see it every year. Volunteers have worked very hard and now all four of its engines run and it even taxies (moves along on the ground).



The Lancaster being towed to Nanton.

Ian Bazalgette – A Canadian Hero

Ian Bazalgette was born in Calgary, Alberta. When he heard about Hitler he wanted to help stop him, so he joined the air force. He learned how to fly the small training planes and then became a Lancaster pilot. He flew on many dangerous bombing raids and everyone knew he was a brave man and a very good Lancaster pilot.


One day in 1944, Ian's plane was hit by gunfire and set on fire. Two of the engines stopped running, but Ian kept going and dropped his bombs where he was supposed to. Then another engine quite. Now only one engine was left running, and the fire had spread to the main part of the Lancaster.

Ian told four of the men on the Lancaster to use their parachutes and jump to safety. Two of the other men on the plane were wounded, though, and could not parachute. Ian could have left them and saved himself, but decided to try to save his friends. Even though the plane was on fire and only one engine worked he would try to land the plane. He was an excellent pilot and he did manage to land the plane in a field, but it exploded and Ian and the other two men on the plane were killed.



The enemy soldiers tried to catch the men who had parachuted, but they were able to escape. When they got back to Britain they told about how brave Ian Bazalgette had been and how he had died trying to save his injured friends. It was decided that Ian should be awarded a very special medal, called the "Victoria Cross" for his bravery. The medal was given to Ian's mother and father.


The Lancaster Ian Bazalgette was flying on that day had F2-T on the sides. In memory of Ian, the Nanton Lancaster now has F2-T painted on its sides. This way, people visit the museum will remember Ian Bazalgette and all the brave young men like him.



Ian's Lancaster, with its markings, F2-T

The Victoria Cross

The Victoria Cross is a very special medal that Canadians in the Armed Forces may be awarded. It is not given very often, and only to people who have been very brave while fighting the enemy. Only sixteen Canadians were presented the Victoria Cross during World War II, and Ian Bazalgette was the only recipient from Alberta.




The Victoria Cross is bronze, so color it dark yellow. The ribbon is hangs from is dark red.

The Roundel

The roundel is a pattern of circles which was painted on all the airplanes that Canadians flew in. The pattern of circles was not always the same. It was sort of like a flag that all Canadian and British planes had on them.

Beside the roundel, each plane had letters or numbers. The two to the left of the roundel were the same for each plane in the same squadron. The one on the right was different for each plane in the squadron.



This is the roundel and squadron markings from Ian Bazalgette's Lancaster. The inner circle of the roundel should be colored dark red and the thin ring surrounding it should be white. The next, thick ring should be dark blue, and the ring surrounding it should be yellow. The markings "F2-T" should be dark red. Finally, the side of the plane should be colored black, and the top of the plane should be green and brown.

Squadron Crests

A “squadron” is a group of about twenty planes. They all used the same runways and flew on bombing raids together. The crews ate and lived together too. Each squadron had a number and its own crest.

One of the most famous squadrons which flew Lancasters was 617 Squadron. They made a very dangerous raid which broke two big dams in Germany. The water ran out and destroyed enemy factories so they could not make any more weapons. The 617 Squadron crest shows a broken dam and the water running out.

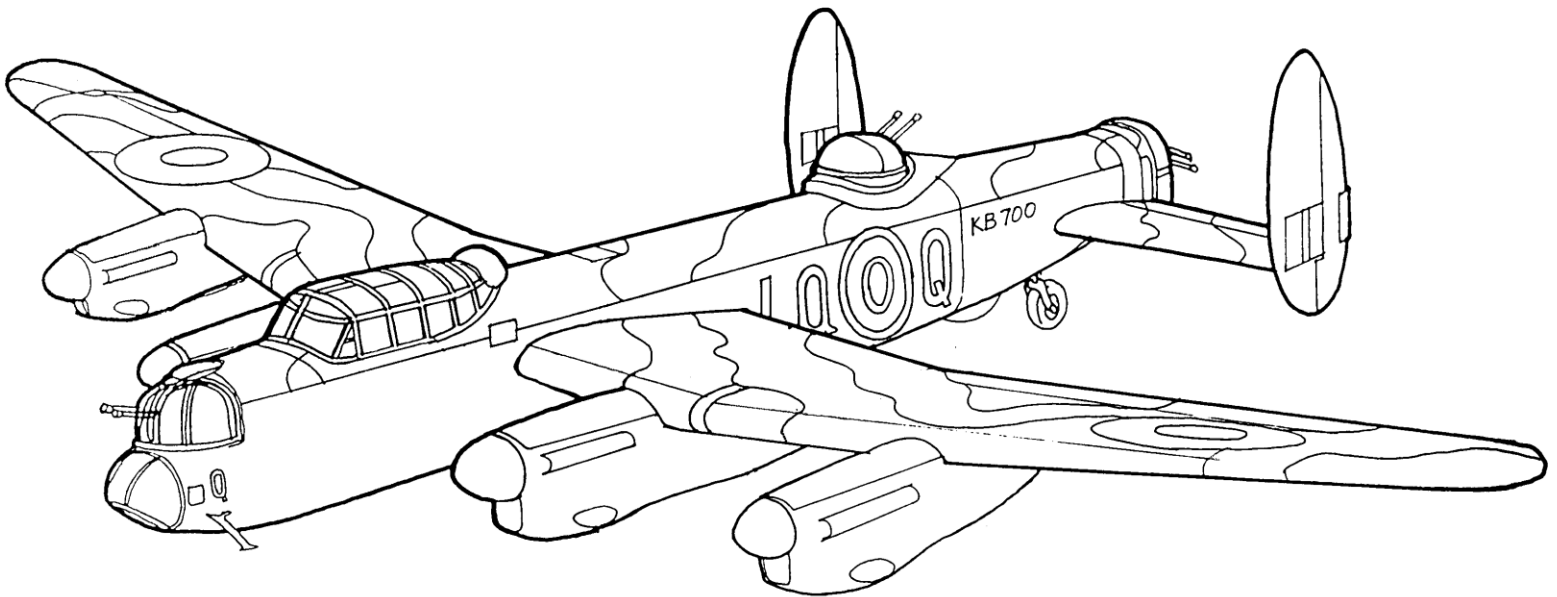


Colouring Page


This is a drawing of the first Lancaster built in Canada. It flew with 405 and 419 Squadrons of the Royal Canadian Air Force. When it landed after its forty-ninth bombing raid it went off the runway and was destroyed.

Follow these instructions to colour the Lancaster:

1. Colour the inner circles on each wing dark red
2. Colour the rings around each red circle dark blue
3. Colour the top parts of the plane brown and dark green, but be careful not to color the glass parts
4. The letters and numbers should be coloured dark red
5. Colour the small inner circle on the side dark red, the next ring white, the thick ring dark blue, and the outside ring yellow
6. Colour the front part of the square on the tail fins dark red and the back part of the square dark blue, leaving the strip between them white
7. Colour the sides of the Lancaster black



Crossword Puzzle



ACROSS

- 1** An airplane that is very similar to the Lancaster
- 4** Lancasters fly mostly at _____
- 7** The town the museum is in
- 11** After the War, our Lancaster flew with the Royal Canadian Air _____
- 12** Many pilots learned to fly in _____
- 15** A pattern of circles painted on all airplanes
- 16** The Lancaster carried _____
- 18** The building airplanes are kept in
- 19** The color of training aircraft
- 21** The only Albertan to receive the Victoria Cross
- 22** The number of men in a Lancaster

DOWN

- 2** A training aircraft
- 3** The person who flies the plane
- 5** The tiny room on a Lancaster where gunners sit
- 6** The Harvard has only one _____
- 8** A plane used to drop bombs
- 9** Painting an airplane to blend in with its surroundings is called _____
- 10** The city Ian Bazalgette was born in
- 13** A province that was an especially good place to train pilots
- 14** The fastest flying bomber
- 17** The man who wanted to conquer Europe
- 20** Many things in the museum are _____

Wordsearch

W W W I E N Z P L C S E V A R B L
I R D W R U O L A V R Q G N I G X
N Z E O J O E U Y H F T U R R E T
G R Q B P V X N A G I M X M K B V
S U W U M L Q R G T N I H T V R H
Q N U L W O V U H I A H J H H V G
C W S W O A B V T N N Z B A Q I O
N A G T R N L F V O F E L R T H E
I Y N D R Q O J R V L I P D U C T
A R I Z E Q P T P W F I F W Z O T
T O W R L J A S N A V G P T K R E
I U F M L T H V X A L Q Q J R N G
R N U U E G F Y C X N U K T Z E L
B D F E P R O T A G I V A N S L A
Y E C S O F U I H C X Y B H O L Z
Q L K U R P U R D Y E L L O W H A
F S S M P O B R E T S A C N A L B

Bazalgette
Bomber
Brave
Britain
Cornell
Engine
Halifax

Harvard
Lancaster
Museum
Nanton
Navigator
Pilot
Propeller

Roundel
Runway
Turret
Valour
Wings
Wings
Yellow

SCRAMBLE

Sometimes aircrews painted pictures on their aircraft to make them more personal. The mouse to the right was on a famous Lancaster that was flown by Wing Commander Guy Gibson. To discover the mouse's name, unscramble the words below. Then, write the boxed letters on the bottom of the page to reveal the answer.



ARLNIPAE

_ _ _ _ _

LDURENO

_ _ _ _ _

BUSSRETADM

_ _ _ _ _ _ _

INRERAT

_ _ _ _ _

MOBBRE

_ _ _ _ _

AOFAECMULG

_ _ _ _ _ _

ODUCL

_ _ _ _

PCKOCTI

_ _ _ _ _

CLNTREASA

_ _ _ _ _

UDOSQARN

_ _ _ _ _ _

SANNO

_ _ _ _

INGEEN

_ _ _ _

The mouse's name is _ _ _ _ _

Museum Search

Use the museum displays to help you answer the following questions.

1. How many blades are on each propeller of the Lancaster? _____

2. How many guns are in the front turret of the Lancaster? _____

3. When was the Lancaster built? _____

4. What animal is painted on the front of the Fleet Fawn? _____

5. What numbers are painted on the side of the Tiger Moth? _____

6. What is the Cornell's propeller made of? _____

7. What were the pictures painted on the front of airplanes called? _____

8. What airbase was located at High River during WWII? _____

9. Who led the Dambusters raid? _____

10. Describe how you would feel as the rear gunner of a Lancaster. _____

11. Why is it important to have museums? _____

12. What is your favourite display in the museum? Why? _____

The Nanton Lancaster Society

The Society is working towards the restoration of Nanton's Lancaster Bomber and the development of our museum with this historic aircraft as the centerpiece. The museum honours all those associated with Bomber Command during World War II and also commemorates the activities of the British Commonwealth Air Training Plan in Alberta.

A non-profit, all-volunteer society, we are registered with Revenue Canada as a charitable organization and are pleased to issue tax receipts for donations of funding or material.

The museum is constantly attempting to expand its collection of artifacts as well as library and archival information. Donations and advice regarding additions to our museum are most appreciated. For information regarding membership, donations, or museum activities, please contact the:

**Nanton Lancaster Society
Box 1051 Nanton AB T0L 1R0
403-646-2270
www.bombercommandmuseum.ca**

